

# iLearn~iExperience~iShare

Susan Brandon

Danielle Abernethy



We don't just  
browse, click, chat & game

**WE INVENT**

**we design**

**WE CREATE**

*we build*

*we share*

# iLearn & iExperience with Webquests



W  
E  
B  
Q  
U  
E  
S  
T  
S





# Plan~Process~Product

## Planning for Your Voyage

Soon you will embark on your journey. As you travel by sea, there are things you will need to know in order to be prepared for your journey. Click on the links below to learn more.

### 1. Essential Information:

A. Please review the [Journey to a New Land Project Checklist](#) for all of the project elements.

B. Please review the [Journey to a New Land Rubric](#) for individual and group expectations.

### 2. Maps are necessary to use when traveling by land or sea.

A. [Review your map skills](#) as you learn about latitude, longitude, map legends and scale. (Ask your teacher for the BrainPop login, if needed)

B. Complete the map activity your teacher gives you to further practice your map skills, and get you ready for your voyage.

C. Explore [Google Earth](#) to make sure you can find England, and to map your voyage to America. To learn more, click [HERE](#).

### 3. The early settlers learned that traveling by sea was not an easy task.

A. Learn more about what life was like for Pilgrims [traveling by sea](#) to their destination.

### 4. The early settlers had to be prepared and work together in order to reach their destination and survive. Learn more about what life was like for early settlers by viewing [information about early colonial life](#).

A. Decide as a group the essential supplies you will need to survive.

\* Remember, you will need to consider shelter/housing, clothing, food, chores, schooling and protection.

B. You can use this [graphic organizer](#) to collect information, or you may use the digital tool of your choice.

Name: \_\_\_\_\_

### Journey to A New Land- Final Project Checklist:

#### Required Research:

\_\_\_\_ Everyone will use the Journey to a New Land-Building Background Graphic Organizer as a guide for finding the information needed to complete this unit's activities. (You may collect the information using this graphic organizer or using the digital tool(s) of your choice, as long as all information is represented).

\_\_\_\_ Everyone will use non-fiction books, Netrekker search engine, and the websites shared on your class Wiki to locate information to complete all elements of the Journey to a New Land-Building Background portion of this unit.

#### Required Individual Activities:

\_\_\_\_ Research Journey to a New Land-Building Background information. (This may be shared using the graphic organizer provided, or you may share using the digital tool(s) of your choice.

\_\_\_\_ Digital Journal/diary of experiences. Each student must include at least 5 or more entries of your experiences during this unit. It will be written from your point of view, as a Pilgrim/Colonist. You can use Wixie or an adult. We will use Wixie for this portion of the project. It can be used from school or home.

#### Required Group Activities: (Group Items will be Uploaded to Group)

\_\_\_\_ As a group, you will create a community flag and creed. (Wixie is a digital tool you are welcome to create this. You may suggest additional tools you would like to use as well).

\_\_\_\_ As a group, you will make preparations for your trip by sea to the new land, and include how you establish your new community. (Include all items you may need to travel and survive as you establish community). Your group must include at least 5 facts describing preparations.

\_\_\_\_ As a group, you will establish a colony in your new land. You will need to share information about clothing, food, chores/jobs, schooling, and any activities or additional information you feel will help or better understand your community, as well as how you will thrive in your new environment.

\_\_\_\_ As a group, you will share all information related to your group project via your group wiki.

\*You may decide other digital tool(s) you will use to complete activities. (Teacher will review).

\*You may use school technology tools or personal technology tools.

\*If using personal technology, your group must have a way to save (IE: Wiki), so others have access.

# Expectation



### **'Journey to a New Land' Project Rubric**

Group Name: _____		Student Name: _____	
	Does Not Meet Expectations (0-2 Points)	Partially Meets Expectations (3-6 Points)	Meets Expectations (7-10 Points)
<b>GROUP CONTENT</b>			
<b>Flag and Creed</b>  Points Earned ____	Flag is incomplete and/or lacks community creed.	Flag incorporates details from a few group members. Some information about community creed listed.	Flag includes details from all group members. Community creed is complete.
<b>Trip Preparations</b>  Points Earned ____	Project contains 0-2 facts about the preparations or many facts are inaccurate	Project contains 3-4 facts about the preparations. Some facts may be inaccurate.	Project contains 5 or more facts about the trip preparations. All facts are accurate.
<b>Colonization</b>  Points Earned ____	Project does not show information about colonization or information is inaccurate.	Project contains some colonization information and/or is only partially explained.	Project contains information about colonization and it is fully explained.
<b>INDIVIDUAL CONTENT</b>			
<b>Journey Diary/Journal</b>  Points Earned ____	Journal needs additional details for completeness. Journal entries included for 2 events or less during unit.	Journal has some details to support meaning. Journal entries included for 3-4 events during unit.	Journal has details to fully describe 5 or more events during the unit.
<b>Journey to a New Land-Building Background</b>  Points Earned ____	Background information shows evidence of limited details or information is inaccurate.	Background information shows evidence of most details being represented. Information is accurate.	Background information has evidence of all information being represented with accurate details.
<b>USE OF TECHNOLOGY</b>			
<b>Final Project</b>  Points Earned ____	Final project is not complete or is not posted via Wiki. (0 minutes long)	Final project is somewhat complete but appears disjointed. Some information missing on Wiki.	Final project is complete and follows guidelines. All information is posted on Wiki (links, images, and content).

# Assessment





# The First Thanksgiving

[http://www.scholastic.com/scholastic\\_thanksgiving/](http://www.scholastic.com/scholastic_thanksgiving/)

Home The Mayflower Daily Life The Feast Historical Letters Videos and Photos Teaching Resources


## Voyage on the Mayflower

The 1620 voyage from England to America was more than 3,000 miles and beset by autumn storms.

Learn what it was like to live and work on a 17th-century sailing vessel, and relive part of this epic journey.

Take the Journey

Tour the Ship



Home The Mayflower Daily Life The Feast Historical Letters Videos and Photos Teaching Resources

## Daily Life

The Pilgrims arrived in the New World during the winter, making it very difficult for them to find food and build shelter.

Already weakened by their two-month voyage, most of the passengers failed to survive the first few months in their new home.

Fortunately, native people called Wampanoag, or "eastern peoples," already lived in the Massachusetts Bay area. They shared their knowledge of local crops and navigation with the "coat-men," as they called the English, and helped the colonists survive.

COMPARE & CONTRAST

Housing

Clothes


Food

Chores

School

Games

Pilgrim & Wampanoag Q&A



PILGRIM TIMELINE

# Plimoth Plantation Virtual Field Trips

VIDEO TOURS AND SLIDE SHOW



**Mayflower:** Step aboard and explore a reproduction of the *Mayflower*, anchored at Plimoth Plantation, in this **20-minute video for all grades.**



**Pilgrim Village:** Get a behind-the-scenes look at the simple but arduous life of the Pilgrims in this **18-minute video for all grades.**







No Time to  
"Create" a Webquest?



## QuestGarden Search Page

This search engine will show only WebQuests created in QuestGarden which the authors have published and made public. Those that allow others to copy and modify them are identified in the results as *Shared*. QuestGarden **members** can import those WebQuests into their workspace and modify them to meet their needs.

### Free Text Search



Search the QuestGarden Database for  language WebQuests with

...

Any of these words:

in the

	1	2	3	4	5	6	7	8	9	10	11	12	ANS
Art	1	1	1	1	1	1	1	1	1	1	1	1	1
Art History	1	1	1	1	1	1	1	1	1	1	1	1	1
Art Appreciation	1	1	1	1	1	1	1	1	1	1	1	1	1
Art Studio	1	1	1	1	1	1	1	1	1	1	1	1	1
Art Education	1	1	1	1	1	1	1	1	1	1	1	1	1
Art Theory	1	1	1	1	1	1	1	1	1	1	1	1	1
Art Criticism	1	1	1	1	1	1	1	1	1	1	1	1	1
Art Business	1	1	1	1	1	1	1	1	1	1	1	1	1
Art Law	1	1	1	1	1	1	1	1	1	1	1	1	1
Art Science	1	1	1	1	1	1	1	1	1	1	1	1	1
Art Technology	1	1	1	1	1	1	1	1	1	1	1	1	1
Art Writing	1	1	1	1	1	1	1	1	1	1	1	1	1
Art Reading	1	1	1	1	1	1	1	1	1	1	1	1	1
Art Speaking	1	1	1	1	1	1	1	1	1	1	1	1	1
Art Listening	1	1	1	1	1	1	1	1	1	1	1	1	1
Art Thinking	1	1	1	1	1	1	1	1	1	1	1	1	1
Art Problem Solving	1	1	1	1	1	1	1	1	1	1	1	1	1
Art Decision Making	1	1	1	1	1	1	1	1	1	1	1	1	1
Art Creativity	1	1	1	1	1	1	1	1	1	1	1	1	1
Art Collaboration	1	1	1	1	1	1	1	1	1	1	1	1	1
Art Communication	1	1	1	1	1	1	1	1	1	1	1	1	1
Art Teamwork	1	1	1	1	1	1	1	1	1	1	1	1	1
Art Leadership	1	1	1	1	1	1	1	1	1	1	1	1	1
Art Responsibility	1	1	1	1	1	1	1	1	1	1	1	1	1
Art Accountability	1	1	1	1	1	1	1	1	1	1	1	1	1
Art Integrity	1	1	1	1	1	1	1	1	1	1	1	1	1
Art Honesty	1	1	1	1	1	1	1	1	1	1	1	1	1
Art Respect	1	1	1	1	1	1	1	1	1	1	1	1	1
Art Tolerance	1	1	1	1	1	1	1	1	1	1	1	1	1
Art Compassion	1	1	1	1	1	1	1	1	1	1	1	1	1
Art Empathy	1	1	1	1	1	1	1	1	1	1	1	1	1
Art Kindness	1	1	1	1	1	1	1	1	1	1	1	1	1
Art Generosity	1	1	1	1	1	1	1	1	1	1	1	1	1
Art Gratitude	1	1	1	1	1	1	1	1	1	1	1	1	1
Art Optimism	1	1	1	1	1	1	1	1	1	1	1	1	1
Art Positivity	1	1	1	1	1	1	1	1	1	1	1	1	1
Art Resilience	1	1	1	1	1	1	1	1	1	1	1	1	1
Art Perseverance	1	1	1	1	1	1	1	1	1	1	1	1	1
Art Determination	1	1	1	1	1	1	1	1	1	1	1	1	1
Art Focus	1	1	1	1	1	1	1	1	1	1	1	1	1
Art Attention	1	1	1	1	1	1	1	1	1	1	1	1	1
Art Concentration	1	1	1	1	1	1	1	1	1	1	1	1	1
Art Discipline	1	1	1	1	1	1	1	1	1	1	1	1	1
Art Organization	1	1	1	1	1	1	1	1	1	1	1	1	1
Art Planning	1	1	1	1	1	1	1	1	1	1	1	1	1
Art Prioritization	1	1	1	1	1	1	1	1	1	1	1	1	1
Art Time Management	1	1	1	1	1	1	1	1	1	1	1	1	1
Art Resource Management	1	1	1	1	1	1	1	1	1	1	1	1	1
Art Problem Solving	1	1	1	1	1	1	1	1	1	1	1	1	1
Art Decision Making	1	1	1	1	1	1	1	1	1	1	1	1	1
Art Creativity	1	1	1	1	1	1	1	1	1	1	1	1	1
Art Collaboration	1	1	1	1	1	1	1	1	1	1	1	1	1
Art Communication	1	1	1	1	1	1	1	1	1	1	1	1	1
Art Teamwork	1	1	1	1	1	1	1	1	1	1	1	1	1
Art Leadership	1	1	1	1	1	1	1	1	1	1	1	1	1
Art Responsibility	1	1	1	1	1	1	1	1	1	1	1	1	1
Art Accountability	1	1	1	1	1	1	1	1	1	1	1	1	1
Art Integrity	1	1	1	1	1	1	1	1	1	1	1	1	1
Art Honesty	1	1	1	1	1	1	1	1	1	1	1	1	1
Art Respect	1	1	1	1	1	1	1	1	1	1	1	1	1
Art Tolerance	1	1	1	1	1	1	1	1	1	1	1	1	1
Art Compassion	1	1	1	1	1	1	1	1	1	1	1	1	1
Art Empathy	1	1	1	1	1	1	1	1	1	1	1	1	1
Art Kindness	1	1	1	1	1	1	1	1	1	1	1	1	1
Art Generosity	1	1	1	1	1	1	1	1	1	1	1	1	1
Art Gratitude	1	1	1	1	1	1	1	1	1	1	1	1	1
Art Optimism	1	1	1	1	1	1	1	1	1	1	1	1	1
Art Positivity	1	1	1	1	1	1	1	1	1	1	1	1	1
Art Resilience	1	1	1	1	1	1	1	1	1	1	1	1	1
Art Perseverance	1	1	1	1	1	1	1	1	1	1	1	1	1
Art Determination	1	1	1	1	1	1	1	1	1	1	1	1	1
Art Focus	1	1	1	1	1	1	1	1	1	1	1	1	1
Art Attention	1	1	1	1	1	1	1	1	1	1	1	1	1
Art Concentration	1	1	1	1	1	1	1	1	1	1	1	1	1
Art Discipline	1	1	1	1	1	1	1	1	1	1	1	1	1
Art Organization	1	1	1	1	1	1	1	1	1	1	1	1	1
Art Planning	1	1	1	1	1	1	1	1	1	1	1	1	1
Art Prioritization	1	1	1	1	1	1	1	1	1	1	1	1	1
Art Time Management	1	1	1	1	1	1	1	1	1	1	1	1	1
Art Resource Management	1	1	1	1	1	1	1	1	1	1	1	1	1

### Curriculum x Grade Level Matrix

Find QuestGarden WebQuests for a specific grade and curriculum area using the popup fields below. You can bookmark the search results page as well to make it easy to redo the search.

-- Select Subject --

-- Select Grade --

### Design Pattern Search


Search the QuestGarden Database for design pattern:

# The Colonial Time Traveler

by Hannah Denker, Oklahoma State University  
This WebQuest has students step into the life of a colonial American. The students will research about colonial America and journal from the viewpoint of a person who was alive during this time. The students will also create a map to show where they (as a colonial person) live and a script to use during the class Colonial Museum.

- Introduction
- Task
- Process
- Evaluation
- Conclusion
- Credits
- Teacher Page

## Colonial Time Traveler: Your Journey Begins



# Colonial Life

by Cara Mattox, Eastern Kentucky University  
This WebQuest will allow students to become familiar with the 13 colonies and what life was like to live during this period.

- Introduction
- Task
- Process
- Evaluation
- Conclusion
- Credits
- Teacher Page

## Introduction

Students get ready to travel back in time! You will be experiencing several aspects of the colonial period through a virtual website. This will hopefully give you a better understanding of how the people lived and looked during this period. So, put on you thinking caps and and climb aboard.



# Colonial America

# Webquests

- Introduction
- Task
- Process
- Evaluation
- Conclusion
- Credits
- Teacher Page

by Julie Osmundsen, Middle Township Middle School  
Investigate Colonial America while practicing your research skills online and in the library while practicing your persuasive writing skills!

## Introduction




Imagine that you are living during colonial times. You and your family have just moved away from your friends to a new colony. You are going to decide which of the two colonies you like living in better and why. Then, you are going to send your friends a persuasive essay to try and convince them that they should move to your new colony and why it is better than the old one you were living in.

# in Time

by Lauren Baker, Fairleigh Dickinson University  
A WebQuest for 2nd grade students about colonial times. It provides students an opportunity to look back in time to see how boys and girls lived in colonial days. Students explore clothing, everyday life, homes, and food from colonial times. The roles of students are photographer, graphic designer, writer, and editor. Ultimately students will develop a scrapbook based on their findings.

## Introduction

Imagine you are a colonial settler that has just landed on the foreign shore of St. Augustine. Look around. What do you see? What do you hear? How do you feel? Colonial settlers had to build a new life from scratch when they came to North America for the first time. Imagine that you have just anchored your ship on the shore of Virginia or Florida. It is now up to you to build a life and community in a fairly untouched land. This is exactly what our forefathers had to do when they came to North America over 400 years ago! Now it is your turn to take a step back in time ... what will you learn on this Colonial Adventure?



- Introduction
- Task
- Process
- Evaluation
- Conclusion
- Credits
- Teacher Page

# Zunal Webquests

<http://zunal.com>

## WebQuest Search

\*title, description and keywords [search by author name disabled because of privacy]



### The Civil War-A Nation Divided

This **webquest** is intended for grades 4 to 6, and will likely take 2-4 weeks to complete, depending on the amount of time invested.

**Curriculum:** English / Language Arts **Grade Level:** 3-5

**Keywords:** The Civil War



### The Five Senses

This **webquest** is designed to be used to explore the five senses and make the students think critically to try to discover which sense they think is the best

**Curriculum:** Science **Grade Level:** K-2

**Keywords:** The Five Senses



### Schooling in America 1860's-1950's

This **webquest** will focus on pages 34-46 in your blue coursebook and sites located on the internet.

**Curriculum:** Life Skills / Careers **Grade Level:** College / Adult

**Keywords:** history reconstruction women schooling reform african americans history of education Booker T. Washington W.E.B. DuBois Factory Schools Segregation Plessy v. Ferguson Educational Policy Standardized Testing School Reform



<http://www.teacherweb.com>

## WebQuests

### Search for a WebQuest

Enter one or more keywords to search within TeacherWeb's WebQuests.

Search for:

**Submit**

Results per page:

10

Match:  any search words  all search words

### Colonial WebQuest

[Home](#) | [Standards](#) | [Introduction](#) | [Task](#) | [Process](#) | [Conclusion](#) | [Evaluation](#) | [Email](#)



#### Process

View the newspaper sites to print out a story format sheet and a reporting tips checklist if you are writing an article. Then begin your research by using the colonial websites, books or videos from our library. Your article must be typed and printed in the computer lab and then pasted onto the final newspaper.

[Online Resources for writing newspapers](#)

### Who's Who in the Colonies?

[Home](#) | [Introduction](#) | [Task](#) | [Process](#) | [Evaluation](#) | [Conclusion](#) | [Teacher Information](#) | [The Woman](#) | [The Large Landowner](#) | [The Farmer](#) | [The Artisan](#)



#### The Large Landowner

When you wake up in the morning and stand on your front porch, everything as far as you can see belongs to you! As a large landowner in the colonies, you are no doubt a very wealthy individual. And chances are that you don't take care of the land by yourself. You probably have help. A lot of help, in fact!



What we want to know for your "Who's Who?" page is how you do it, and what your life is like...

# eMints Webquests

## [E-Mints Webquests](#)



[HOME](#) [CONFERENCE 2015](#) [ABOUT](#) [RESULTS & IMPACT](#) [PROFESSIONAL DEVELOPMENT](#) [EVENTS](#) [CONTACT](#)

Search

[Home](#) » [WebQuests](#) » [By eMINTS teachers](#)

## By eMINTS teachers

### Elementary (Grades 3-5)

- [Between a Rock and a Hard Place](#) (science)
- [Budget/Planning WebQuest](#) (mathematics)
- [Cash into Columbia](#) (social studies)
- [Catch Me If You Can](#) (science)
- [A Deeper Look into the Life of an Author](#) (communication arts)
- [Human Habitat Mission](#) (health/PE)
- [Is the Ecosystem Okay?](#) (science)
- [Nature Unleashed – Food Chains: Linking an Ecosystem](#) (science)
- [Ooey Goey Choco Bars Seeks Your Help](#) (mathematics)
- [Power! Power! We Need More Power!](#) (science)
- [Slavery in America](#) (social studies)
- [Technology Impacts](#) (communication arts, science)
- [Who Has the Best Region?](#) (social studies)



#### News & events

- [Events](#)
- [News](#)
- [Uncategorized](#)

#### Previous posts

- [September 2014](#)

#### Announcements

- [eMINTS at the MOREnet Conference!](#)
- [Call for presentations: 2015 eMINTS](#)



# iCreate With Apps & WebTools





# Device Capabilities



What can your device do?

1. Find something on your device that will let you type:  
Type three (3) sentences about Sharon Elementary.



(This was created using iPod Touch's "Notes" app)

**2A. Does your device take photos? If so, take a photo of the item in your desk that you like to use the most.**



**2B. Do you have a way you can draw or type information on a photo you have taken?**

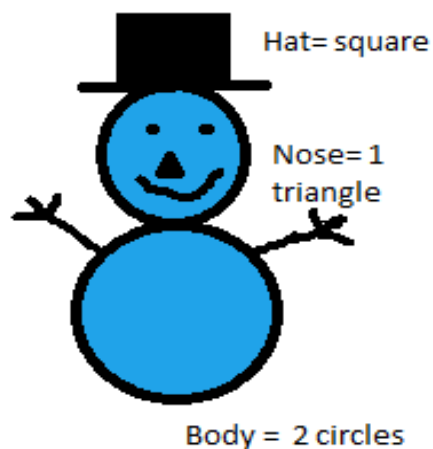
**If you do, use the photo you took of the item in your desk and do the following:**

- \* Turn your item into an animal, insect, reptile, or bird, by drawing on it.
- \* Type a label for your animal, insect, reptile, or bird.



(This was created using "Doodle Buddy")

3. Do you have an app on your device that will allow you to draw? If so, draw a picture that includes three different 2D shapes.  
(You do not have to draw a snowman- Be creative!)



4. Do you have an app on your device that will let you practice skills in math, spelling, or grammar?

If so, open this app and use it to practice. When your teacher asks you to, raise your hand to share what this app is.



Grammeropolis



Counting Bills and Coins



(Above are some examples of apps you may have. These are not required).

5. Can you access the internet? Let's see if you can go to the Sharon BYOT website.

(If you have a QR scanner on your device, then you can just scan the codes below).



# Thing Link

<https://www.thinglink.com>

## Early Native American Cultures- Daniels

The image shows an interactive map of the United States with three callout boxes providing information about different Native American cultures. On the left side, there are three colored boxes: a yellow one for 'Inuit', a green one for 'Kwakiutl', and a red one at the bottom. The map itself has several callout boxes with text. One callout points to the Pacific Northwest coast, another to the Rocky Mountain region, and a third to the Southwest. On the right side of the map, there are several interactive icons: 'EDIT', 'TOUCH', 'SHARE', and 'STATS'. The map also shows state names and major geographical features like the Rocky Mountains and the Great Lakes.

**Inuit**

**Kwakiutl**

The Nez Perce Indians lived in the scattered villages in the Plains west of the Rocky Mountains.

The Hopi inhabit 14 villages most on top 3 rocky mesas (Called first mesa, second mesa, and third mesa.)

The Hopi's clothing is made of breech cloth, deer skin, and cotton. The women had long hair. The Hopi's traditional dress is black and is embroidered with bright red and green. The men in ritual ceremonies wore special headdresses, masks, and body paint.

EDIT

TOUCH

SHARE

STATS

# Interactive Timeline

[ReadWriteThink Interactive Timeline](#)

**TIMELINE**  OPEN  SAVE   

 Drag items to trash to delete. Project Title:

**6:30am**  
Eat Breakfast  


**7:15am**  
Go to School  


**8:00am**  
Math Centers  


**9:00am**  
Reading Groups  


**10:00am**  
Science Lab  


**12:00pm**  
Lunch  


**2:20pm**  
Go Home  


**6:00pm**  
Dinner  


**8:00pm**  
Bedtime  


# Photo Collage Apps

They aren't  
just  
for 'selfies'





# Photo & Drawing Apps


- Share Classroom Learning
- Assess Learning
- Document Progress
- Collaboration
- Communication
- Creativity





# Pic Collage





=

**$2 \times 5 = 10$**

**$5 + 5 = 10$**

**2 GROUPS OF 5  
IS 10.**

How Many  
Ways  
Can You  
Make 10?





**Bobby had 9  
paper clips**



**His teacher gave  
him 8 more paper  
clips.**



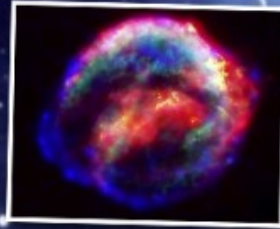
**Bobby now has 17  
paper clips in all.**

# Word Problems



# Stars

By Chloe



All stars have  
to explode at  
some time  
and it can  
take over 20  
years to  
finish  
exploding!

Most stars  
are bigger  
than our sun

DID YOU  
KNOW THAT  
THERE  
STARS IN  
THE GALAXY  
THAN ALL  
THE GRAINS  
OF SAND ON  
EARTH






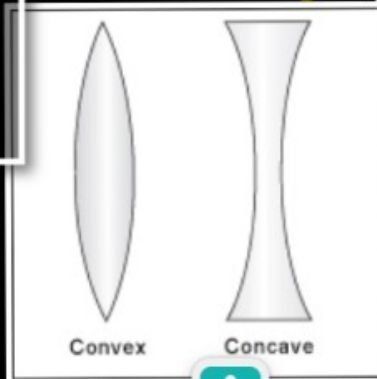


## WHAT ARE CONVEX AND CONCAVE LENS.

Before we learn about convex and concave lens. What is a lens. A lens is a piece of curved glass, plastic, or other materials that refract s light.



A concave lens is when they make something look smaller such as a microscope.



# LIGHT

A convex lens is a lens that helps you see things bigger such as binoculars.





Cooper

The Thirteen Colonies

New England Colonies

Products

- lumber
- fish
- furs
- ships
- livestock







# Day and night



**Day and night happens because of the of the earth moves and routes around the sun making day and night.**







# THE WAR OF 1812

THE WAR OF 1812 started with the British sailors working on American ships because they got better pay. The British got angry so they started taking American sailors to work in the British navy. The Americans wanted to stay neutral with the British though because they were trading with them and the French. So if they battled against the British they couldn't trade with them. But another problem was the Americans were taking over the Native American land. They promised the British they would stay away from that land. This made the British angry so they decided to fight the Americans with the native Americans because the native Americans were mad at the Americans for taking their land. The British decided to burn down the White House, the capital, and other important buildings. The Americans and the British to sign the Treaty of Ghent and come to peace again.

## The War of 1812





D  
O  
O  
D  
L  
E  
B  
U  
D  
D  
Y





# Sorting & Counting







# Counting Animals



# Nintendo DSi





# Skitch



Take a Photo  
&  
Annotate



Westward Expansion

Westward expansion

They bought what is now 1/3 of America from France

They went to expand west And got the land from France .

Original 13 colonies

a





# The Seeds of Revolution

In the 1600s and 1700s, thousands of people from Europe came to North America. By 1732, thirteen British colonies stretched along North America's eastern coast. The colonists followed customs and obeyed laws from Europe.

In 1763, the British government needed money to pay its army.







This is the school garden.  
We grow a lot of fresh foods.  
There are also two chickens.



This is the Ampotheater where  
we learn lessons.



This is the rock bed it helps  
To prevent floods.

This is a bridge that Boy Scouts built.

# Taking Notes

Colin #4

## SOCIAL STUDIES

CRCT Social Studies Review

### APP SMACKDOWN

#### Colin & Hudson

Match the Indians with their Region

1. Southeastern - Seminole

House (type, materials, features) Chickee, poles, vines, branches, elevated

2. Plains - Pawnee

House (type, materials, features) lodges and tipis, mud and hides, travois

3. Southwest - Hopi, kachina dolls

House (type, materials, features) pueblos, adobe clay, ladders, apartment

4. Plateau - Nez Perce - appaloosa

House (type, materials, features) kachinas, wattle and daub, earth for heating and cooling

5. Northwest - Kwakiutl

House (type, materials, features) huge long house made of cedar bark

6. Arctic - Inuit

House (type, materials, features) igloos, round homes made of ice bricks

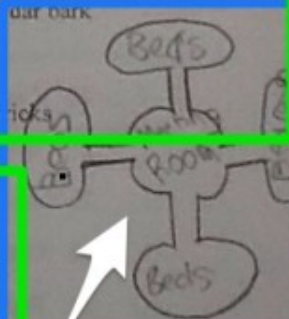
#### NATIVE AMERICANS

3 sisters  
corn, beans  
squash

#### Explorers

- |                       |                                    |
|-----------------------|------------------------------------|
| C 1. Amerigo Vespucci | a. Sailed from Portugal to India   |
| D 2. Magellan         | b. Claimed Pacific Ocean for Spain |
| B 3. Balboa           | c. New World was named for him     |
| E 4. Leif Eriksson    | d. Sailed around the World         |
| F 5. Silk Road        | e. First European in the Americas  |

#### Explorers





# Grouping



# Labeling

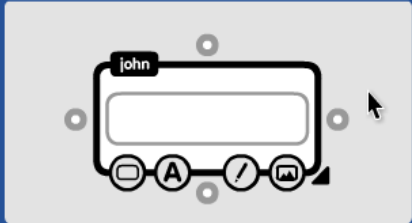




# Popplet


<http://popplet.com>

1. Double-click to make a popple.



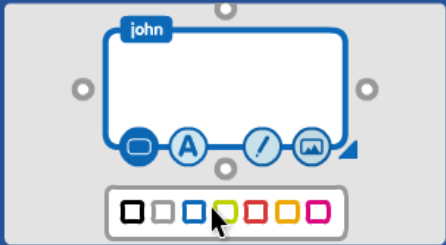
next ▶ 1/9

2. Type in a popple.



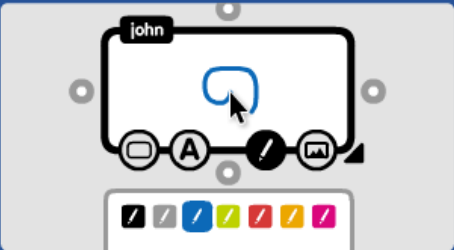
next ▶ 2/9

3. Change a popple's color.




next ▶ 3/9

5. Draw in a popple.



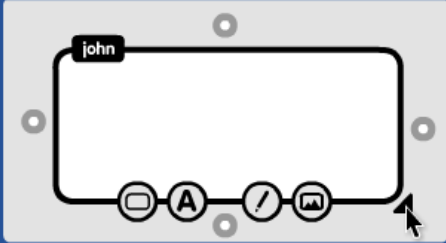
next ▶ 5/9

6. Add an image to a popple.



next ▶ 6/9

7. Click and drag to resize a popple.




next ▶ 7/9

# Life Cycle Popplet

Chikens  
By Thomas and  
Aarav



And the they become  
adults then they lay  
eggs and the whole  
life cycle restarts



First they lay eggs



Ten they feed the  
chicks every them  
every day



First chicks come out  
as eggs second they  
are babbies

# Life Cycle of a Frog

By Jake, Jack



This is a full grown frog



A female frog may lay up to 1,000



These tadpols are growing into frogs



This frog still has a tall. And will loose it soon



# Abraham Lincoln



Abe's log cabin

His nickname as a child was honest Abe

The south wanted to leave the nation and continue slavery.

As a child Abe was the son of poor farmers.

Abe believes in justice  
When he became president the USA the northern and southern did not agree about slavery. So they broke out into a civil war!

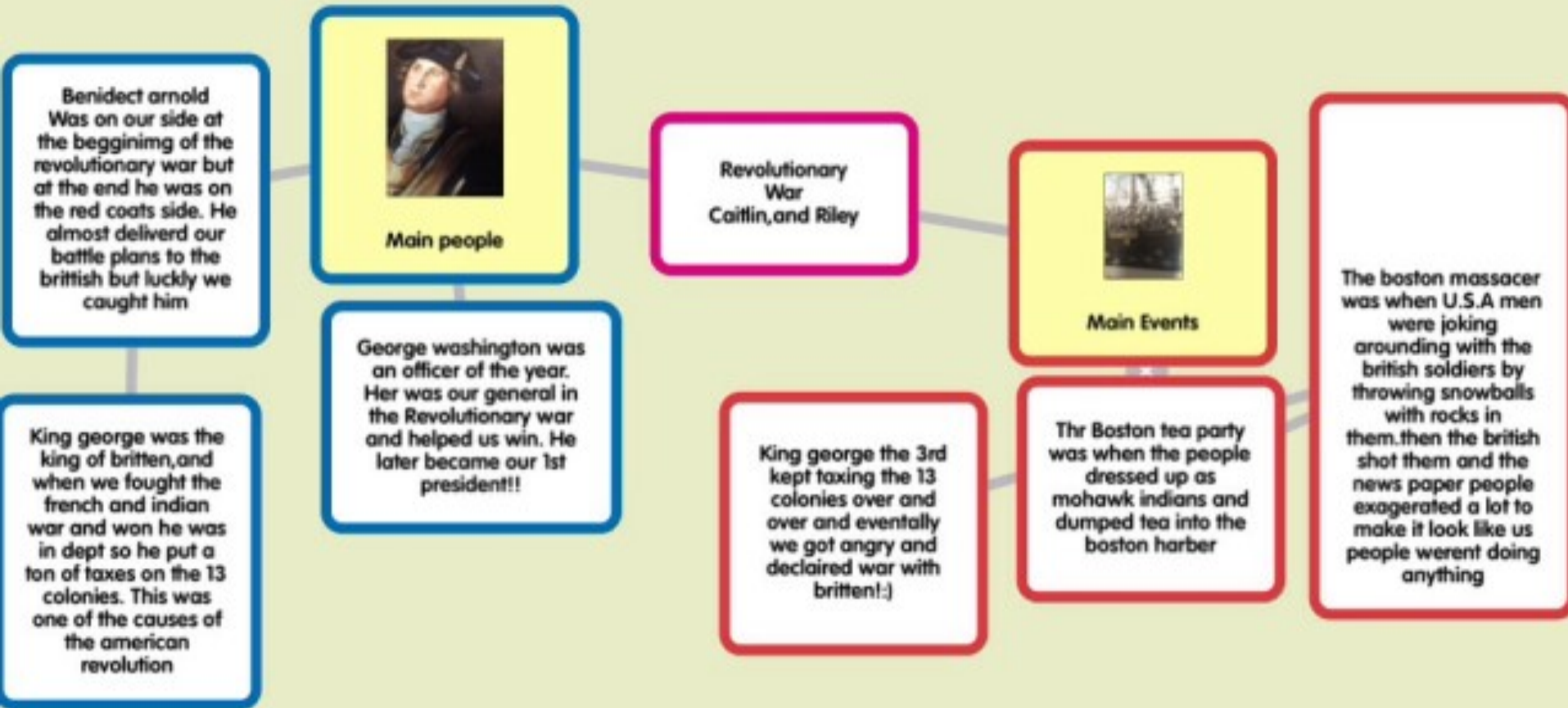
He was a lawyer as a young man.



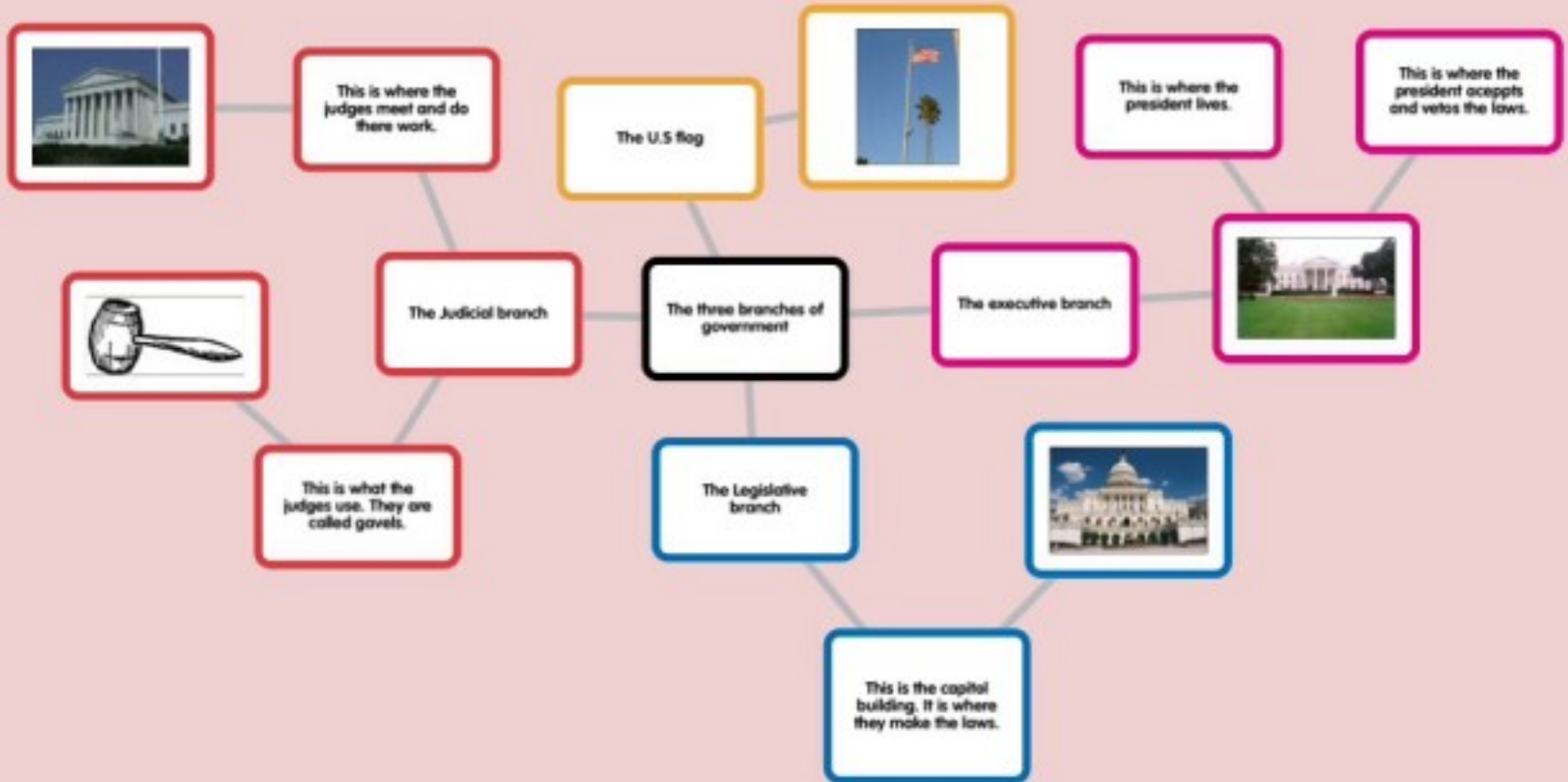
Abraham Lincoln



# Revolutionary War



# 3 Branches of Government





# Padlet

<https://padlet.com/auth/login>



images

information

website links

# Padlet- KWL

## Arctic Live Exploration Event

Add information to each of the K-W-L categories.

### (K) Knowledge- What do I already know?

What do you already know about the Arctic?

(Examples: animals, habitat, ocean, past/current explorations, human interaction/ impact)

**Riley and Alex**

It's snowy

**Addie and Ella**

There is penguins there

**brooke**

K- there is penguins there

**Addie and Ella**

It snows a lot there.

**brooke**

it is very icy there

**Aidan-Sam**

I know that there are giant iceburgs in Antarctica

**Peyton B. & Minjae**

There is large amounts of ice in the Arctic.

**Audrey & Georgia**

What animals live in the arctic

**Ashton and Ty**

it is cold there

**Aidan**

I know people can not live in Antarctica

### (W) What Do I Want to Learn About the Arctic?

**Lauren and Olivia**

What food do they eat?

**Payton G.**

W Do you breathe in thin air?

**Olivia and Lauren**

What do the buildings look like?

**Heath and Jacob**

How cold is the water

**Heath and Jacob**

How warm does it get

**Ty**

are there a lot of penguins attack you

**Aidan-Sam**

What kind of animals live in Antarctica?

**Juju**

Do the people stay in igloos?

**brooke**

how many penguins are there

**Peyton B. & Minjae**

What is the average temperature in the Arctic?

**Olivia and L**

What are their clothes made of?

**Alex and Riley**

How many types of penguins?

**peyton oliver**

do they live like animals

**Riley and Alex**

W- What do you eat?

**brooke**

how long can people live there???

**Hayden Ethan joseph**

How many people live their right now?

**brooke**

do you have phones there???

**Riley and Alex**

Are there Polar Bears?

### (L) What Did I Learn?

(Post information here when you learn about Arctic)

Home Page

**brooke**

there are sea lions, narwals, and polar bears

**brooke**

they sleep at -35 degrees c

**Joseph**

Yes you do ice fish



## 2nd Grade Historical Figures- Nance

Using information you have learned through approved resources, share the contributions made by the historical figures below. Include information how everyday life for these figures was similar to and different from life today. (Images from Google creative commons images).

**James Oglethorpe**



James Oglethorpe died in 1785.

One of James Oglethorpe best battles was the bloody mash.

He invaded the Spanish.

James Oglethorpe made the colony Georgia.

James Oglethorpe was born on December 22, 1696.

**Mary Musgrove**



She owned a trading post.

Mary's mother was a Creek princess and her father was a English settler.

Mary Musgrove was ten when she went to live in England with her father.

Mary Musgrove was a trantslator .

Mary Musgrove helped Tomochichi and James Oglethope another so their will b peace in both country.

She was born in 1700

**Jimmy Carter**



Jimmy Carter was born on October 1, 1924.

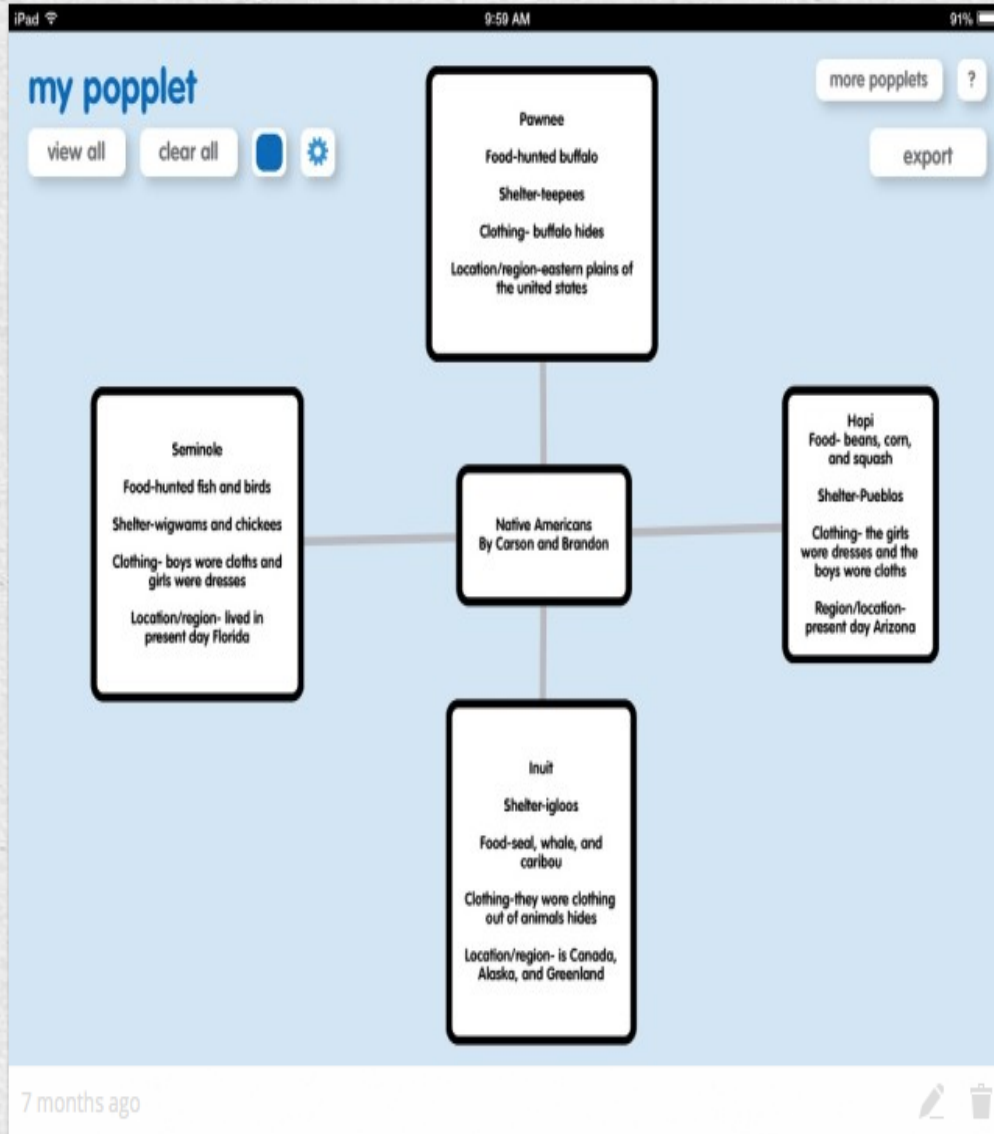
Jimmy Carter is still alive. Jimmy is 86

Jimmy was a naval officer for six years.

Jimmy was a naval officer forsi Jimmy played high school basketball.

**Jackie Robinson**





Sam Andrew Colin



6 months ago



Ava Helen And Nithilaa



6 months ago





Wixie.



**Fuel teaching and learning with digital creativity!**

Wixie is a cloud-based publishing and creativity platform that lets students share what they know through their art, their voice, and their writing.



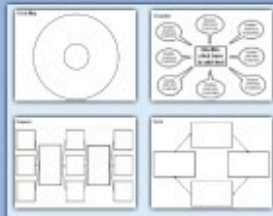
# Templates



Backgrounds



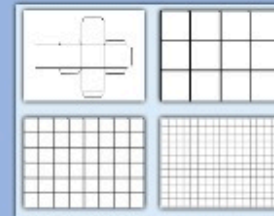
Coloring Book



Graphic Organizers



Maps




Math



Parent Guides



Research



Scratch Art



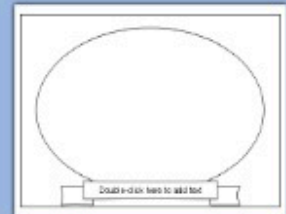
Teachers



About Me - Facts and Opinions



About Me - Trading Card



All About Me



All About Me - Wanted Poster




All About My Family



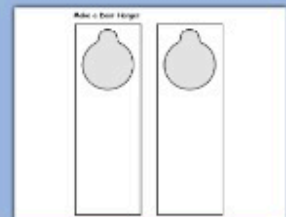
Bio Poem



Book - Portrait



Bookmark



Door Hanger

# The New England Times

The colonists' #1 source for news

Date:

Issue:

## Shipbuilding Show was a huge success!

Folks from all across the New England area came out to see the most talented ship-builders last weekend. There were examples of whaling ships as well as a few luxury transport ships (some even with portholes to see the beautiful scenery as you travel to Europe!)

A fun time was had by all!

Help Wanted: Strong person to work on the USS Puritan. Must be experienced with fishing, whaling, and shipbuilding. Apply at the docks.

## Attention All Puritans!

George Whitfield and The Church of England will be hosting a yard sale this weekend to raise money for the "Great Awakening" event. We're hoping to raise enough money selling hand made toys and cod sticks, so that all can worship for free! We hope to see everyone there!

### Education News:

Have you visited the oldest college in our colony? Harvard College is now accepting applications for its fall session. To apply, you must be male and have good grades. It is one of the oldest universities and you are guaranteed a great job in politics once you graduate!

### Have you been to the Cod Shack?

It is one of New England's top restaurants!

Be sure to try out the new Cod Casserole as well as the Cod Salad!

While you're there, be sure to pick up a whale oil candle from the gift shop!



# Climate

Vs.

# Weather

Climate is for a long period of time

Climate is more harsh rain, hail, snow, and sleet

Weather is for a shorter period of time

Weather is lighter rain, hail, snow, and sleet



# Weather Maps

Weather maps show fronts in lines. There is a warm and cold front. The cold front has very heavy rain. A warm front has very light rain.

Weather maps also measure temperature. It measures it by thermometer and the results go to the weather map.

The main thing weather maps predict is precipitation (rain). People have satellites up in space that predict the weather of a certain place.



# Weather Tools

Thermometer

Measures: Temperature

Barometer

Measures: Air Pressure

Rain Gauge

Measures: Amount of Rain Fallen

Anemometer

Measures: Speed of Wind

Wind Vane

Measures: Wind Direction





## SIMPLE MACHINES



By: Will Schwenk and Carson Bell



## Lever

The fixed point on a lever is called a fulcrum.

A simple machine that is made up of a stiff bar that rotates freely on a fixed point.

Examples are seesaws, and a flat screwdriver.

Levers help lift objects.



## Pulley

A pulley is a simple machine made up of rope fitted around the rim of a fixed wheel.



Some pulleys increase the force that is used on them.

Others change the direction of force.



## Wedge

A simple machine made up of two inclined planes.

A wedge is like a sharpened V.

It changes a downward force to an outward force.



## Inclined plane

A simple machine that is a slanted surface.



# Multiple Pages



# Historical Journal

<http://forsyth.wixie.com/u36920>

## Dairy Of a New Englander

By: Avery A.



# QR~ Scan~Post~ Share

<http://padlet.com/sbrandon/GAETC2014>



# Webquest Resources

## Webquest Sites

- [Journey to a New Land](#)
- [TRUST & Digital Citizenship](#)
- [Quest Garden](#)
- [Teacher Web](#)
- [Zunal Webquests](#)
- [E-Mints Webquests](#)
  
- [How to Create a Webquest](#)

## Webquest Creation Sites

[Weebly](#)

[Google Sites](#)

[Quest Garden](#)

[Teacher Web](#)

[WikiSpaces](#)

[Wix](#)

[Zoho](#)

[Zunal](#)