

SEESAW ACTIVITIES



Seesaw

HOW DO YOU USE



IN YOUR CLASSROOM?

WHY SEESAW?



Student centered learning

Easily accessible by teachers, students and families

Encourages independence

Save paper, money and resources

Appropriate for students of all ages

Watch students grow over time

SEESAW ACTIVITIES OVERVIEW



Getting Started with
Activities in Seesaw

SEESAW ACTIVITIES

SB SUSAN BRANDON 6
Teacher - 9 Classes

Activities



Reading- Book Advertisement

Using the independent book you are reading:

- Take a of the cover of the book.
- a 'radio-style advertisement' sharing the information below.
- Be sure to WRITE your information down first and PRACTICE at least 2 times before recording your advertisement!

Book Advertisement Information to Share via :

1. Book title.
 2. Book author.
 3. Share a creative overview of the book as an advertisement for others to read this book.
- *Important- Do not share TOO MUCH information or the ENDING of the book.
4. Share WHY the person viewing your advertisement should read this book.

0 Responses, 0 Waiting for Approval, 0 Not Responded

[Add a student response](#)

Published Feb 3 at 02:03 PM

Shared with All Students in Brandon-PM Block 2017-2018

Template attached



Share Your Writing

Share what you have written with an audience!

1. Once your writing is ready to be shared, practice reading it at least one time before you record.
2. Then use the to your writing.
3. Be sure to speak slowly and clearly into the .

Display a menu



Brandon-PM Block 2017-2...

Teacher



Journal



Activities



Inbox



Skills




Blog



Shared with Class



Saved for Later

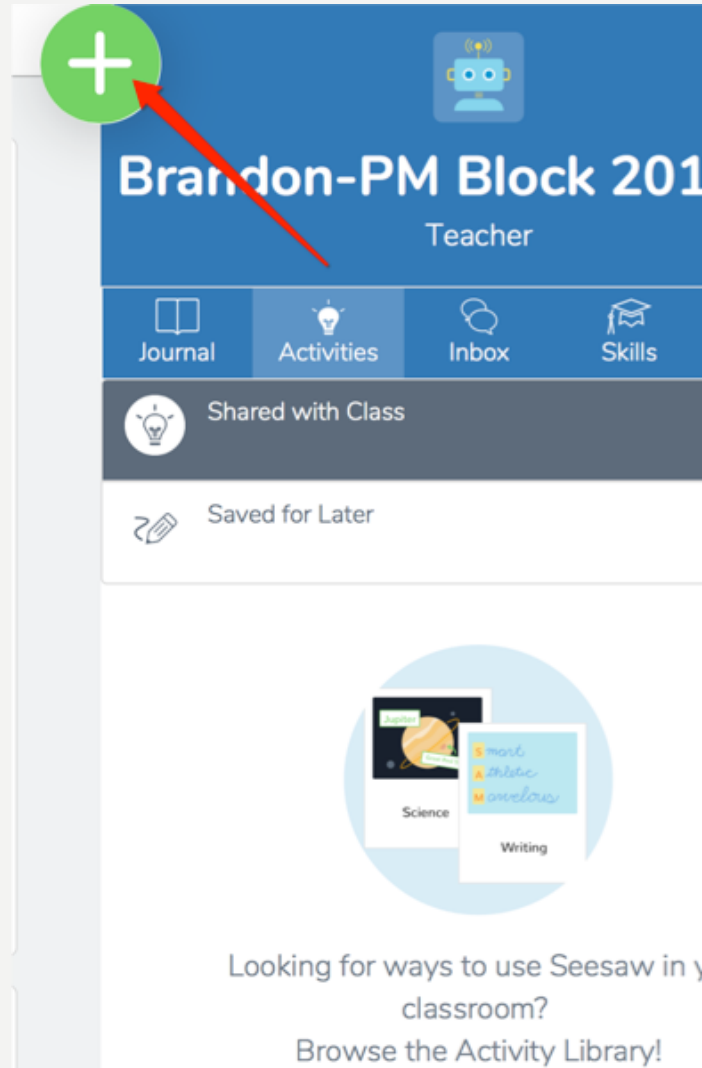


Looking for ways to use Seesaw in your classroom?

Browse the Activity Library!

[Activity Library](#)

VIEWING & CREATING ACTIVITIES



VIEW OR CREATE A NEW ACTIVITY


Activity Library

[+ Create New](#)

[Seesaw Activities](#)

[School Activities](#)






[My Activities](#)


Grade: 4th 



Classmate Compliments

Compliment your classmates in honor of friendship month!

1. Tap the  add button.
2. Tap the  photo tool and take a selfie.
3. Tap the  label tool, but don't write anything. Leave your device on your desk.
4. Move around the classroom from desk to desk and use the  label tool to add one complimentary word to ten classmates' selfies.
5. Return to your desk when you're done.
6. Tap the  green check to add to your journal.

 Play Instructions (0:34)

Created by: Seesaw

[View](#)

CREATE A NEW ACTIVITY



Create Activity

Activity Name (required)

Create an Original Activity

Student Instructions

Write your directions here!

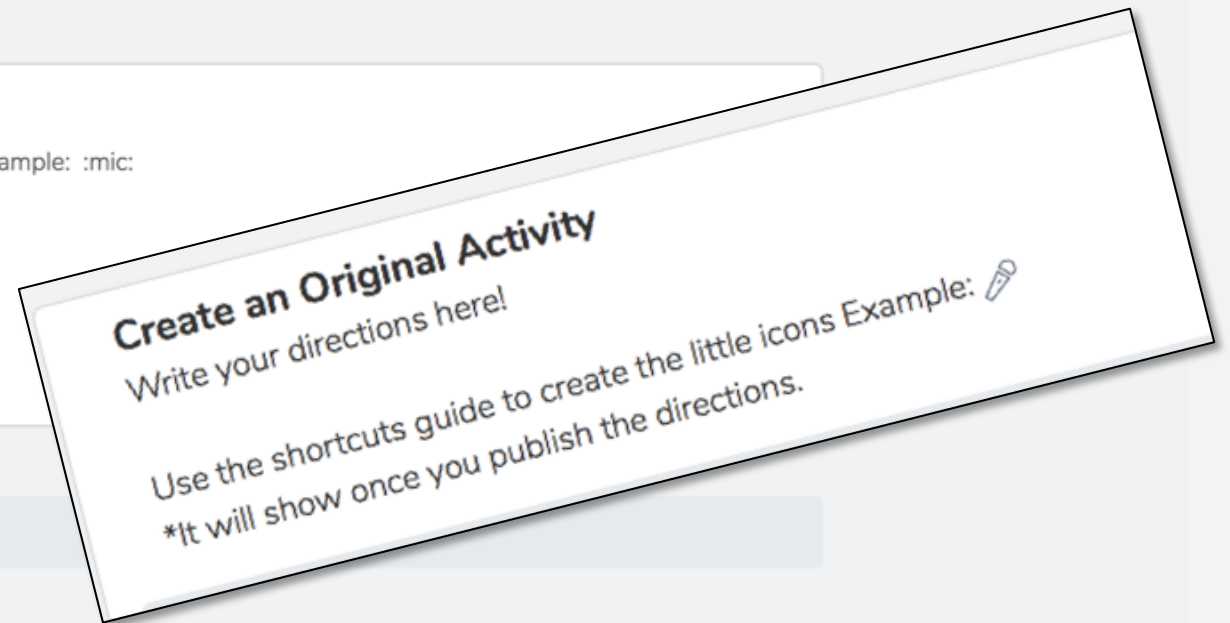
Use the shortcuts guide to create the little icons Example: :mic:
*It will show once you publish the directions.

 Add Voice Instructions

 Attach Example

Student Template (optional)

 Add template for students to edit



Save for Later

Preview


SCROLL DOWN TO SEE MORE OPTIONS

Share with: **All Students in Brandon-PM Block 2017-2018**


[Edit](#)

[More Options](#)



 Share On: **Immediately**

[Edit](#)

 Folders: **None**

[Edit](#)

 Skills: **None**

[Edit](#)

 Activity Library:  **Not Published**

[Edit](#)

This is how you share activities with others in your grade level & school

Save for Later


Preview

SHARE YOUR ACTIVITY

← Preview Activity

Students will see this:

Create an Original Activity
Write your directions here!

Use the shortcuts guide to create the little icons Example: 
*It will show once you publish the directions.

0 Responses, 0 Waiting for Approval, 0 Not Responded + Add

Customize Save for Later Share with: All students in Brandon-PM Block 2017-2018 Share



STUDENT VIEW

Seesaw
Classroom Sign In Instructions
Mrs. B's Class
On your device, tap the Seesaw icon. Or on your computer, go to <https://app.seesaw.me>

CLASS

Tap I'm a Student

I'm a Teacher

I'm a Student

Scan this QR code

Seesaw

I'm a Teacher

👤 I'm a Student 👤

I'm a Parent

[Seesaw for Schools Administrator Sign In](#)

ACTIVITIES + ADD



Kfir A.
Student - 12 Classes

18

Activities



Reading- Book Advertisement

Using the independent book you are reading:

- Take a of the cover of the book.
- a 'radio-style advertisement' sharing the information below.
- Be sure to WRITE your information down first and PRACTICE at least 2 times before recording your advertisement!

Book Advertisement Information to Share via :

1. Book title.
2. Book author.
3. Share a creative overview of the book as an advertisement for others to read this book.
*Important- Do not share TOO MUCH information or the ENDING of the book.
4. Share WHY the person viewing your advertisement should read this book.

0 Responses, 0 Waiting for Approval, 27 Not Responded

Add

Published Feb 3 at 02:03 PM



Share Your Writing

Share what you have written with an audience!



Brandon-PM Block 20...

Student

Journal

4
Activities

Inbox



Waiting for Response



Class Activities

CHOOSE YOUR TOOL



then



**WHAT'S
NEXT?**



Seesaw

APP SMASHING IN SEESAW

Time Saving Tip

Save digital creations from many apps into Seesaw.
Photos, videos, links, PDFs—all go into Seesaw!

